



the power of possibilities™

NICHHA CONVENIENCE STORE PARTNER PROGRAM

ABOUT US

PARTNERS WE SERVE

PRODUCTS

FEATURED PRODCUT

SOLUTIONS AND SYSTEMS

INSTALLER NETWORK

WHY NICHHA

GET STARTED





ABOUT US

For over 60 years, architects have turned to Nichiha fiber cement cladding to push beyond the boundaries of the commonplace. Founded in Japan, Nichiha boasts over 2,800 employees and 13 plants worldwide. Our fiber cement Architectural Wall Panels provide state-of-the-art technology with limitless design possibilities. No other cladding provider offers as many options, colors, textures and styles. Whatever your design intent, Nichiha panels have a solution to help you achieve it. This includes the look of brick, metal panel, stone, concrete, wood and much more.

Nichiha is the perfect partner to national brands. With a wide array of products, Nichiha makes it easy for national brands to create a distinct image. Each Nichiha project also has a personal coordinator and the support of our technical team, allowing projects to move from conception to completion with ease.



Nichiha products offer benefits other cladding materials simply can't match...



Versatile

Watch our video to learn more about Nichiha...



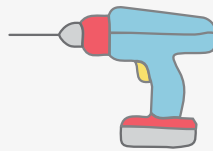
Nichiha values partners
SUCCESS IS TIED TO THOSE RELATIONSHIPS



Integrated Rainscreen System



Built to Last



Quick Clip Installation



Cost Effective



PARTNERS WE SERVE

The Power of Partnerships...

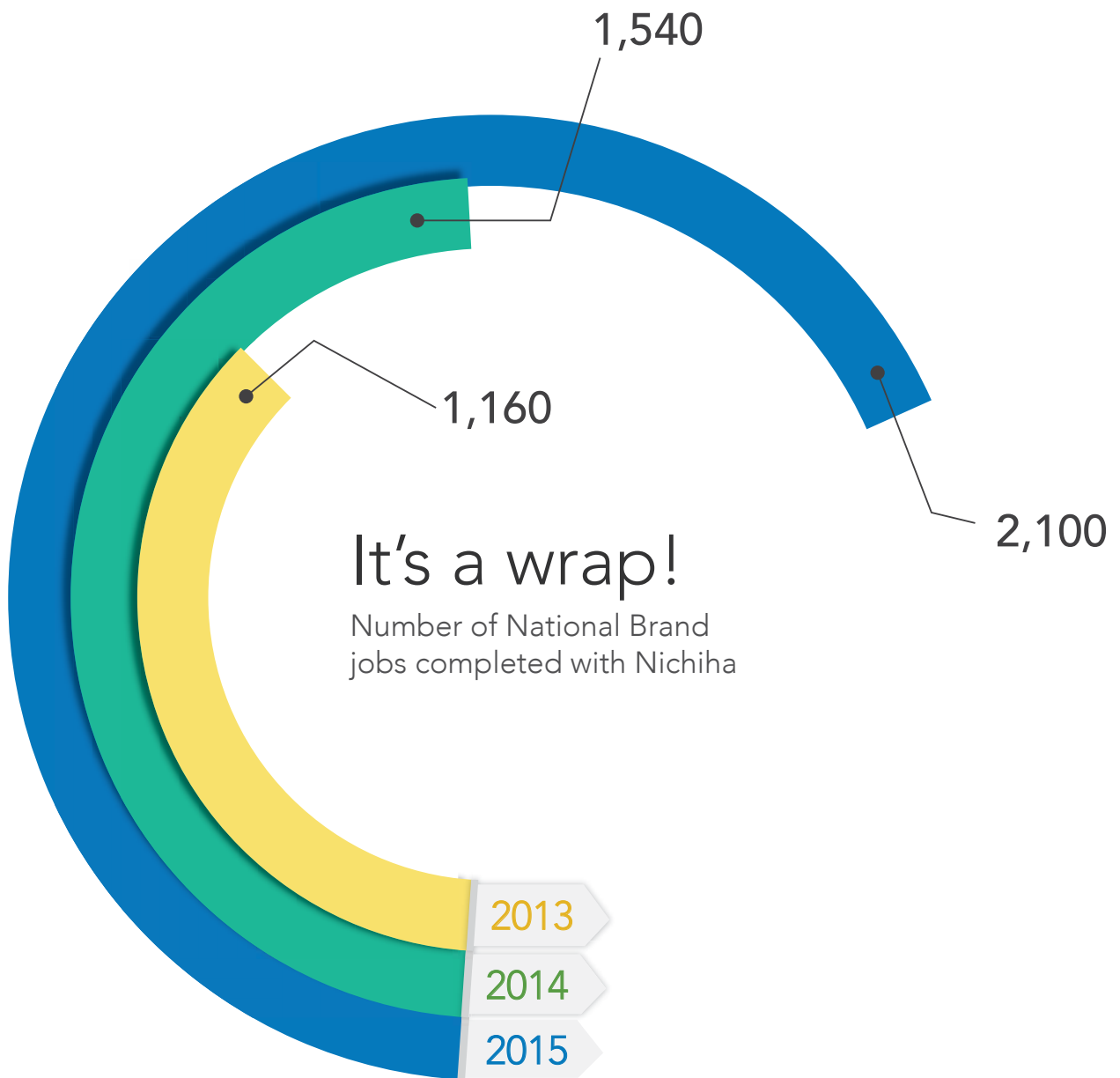
At Nichiha, we believe in the power of partnerships and our customers are our top priority. **We are proud to hold over 100 national brand partner programs.** Nichiha provides a solution to brands who are building or renovating multiple store locations across the country. We are able to provide large volumes of our cutting-edge cladding products that help value engineer the vision for a cohesive brand design. Nichiha Architectural Wall Panels are also easy to install, cutting down on construction time and cost.

Nichiha offers a knowledgeable team of professionals who work hard to provide a positive customer experience from the start of design until the last panel goes on the wall. We work with your team of architects and contractors throughout the entire building process to ensure the highest quality finished product.



Growth that can't help but be noticed

Our formula works with our National Brand business growing year over year. We are proud to deliver the results our partners are searching for and work hard to continue exceeding their expectations.



WHEN TIME IS MONEY, WE SAVE YOU ON BOTH...

Install made quick and easy

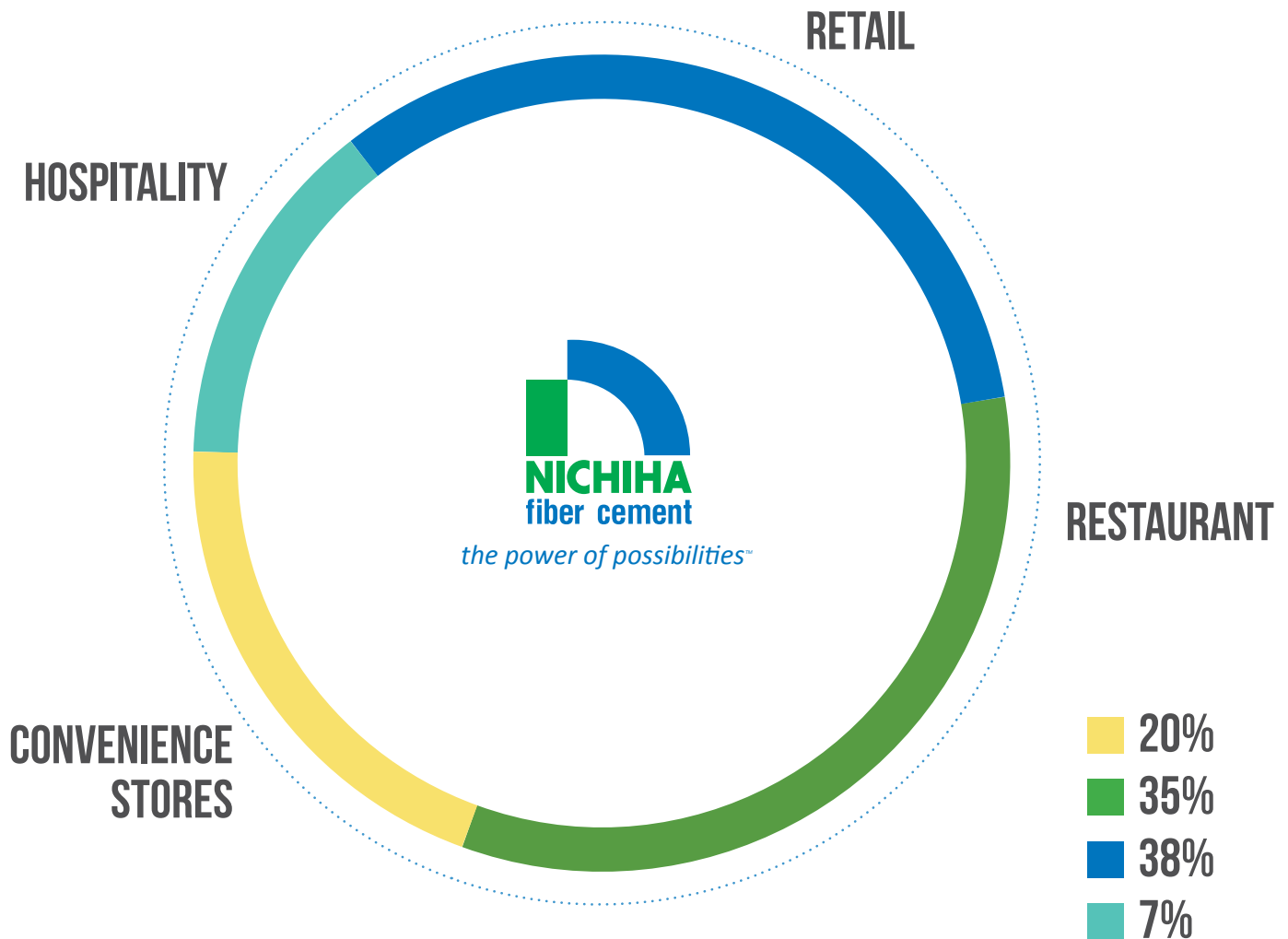
With Nichiha Architectural Wall Panels, installation is quick and easy. **National Brand locations typically install 2,000-5,000 square feet of our product.** The timeframe to put up the material is 3 to 5 days. A quick install means that your new store will have the doors open sooner to begin generating revenue. For stores undergoing a re-image program, our quick install system often allows you to keep your doors open and your cash registers up and going.



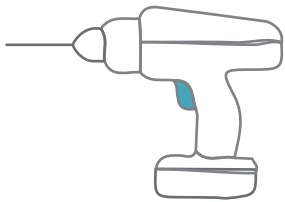
FUELED BY PARTNERS

National brand segments who keep Nichiha driving forward

We service all types of National Brand accounts and are excited to continue growing each segment.

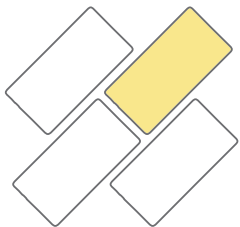


PROVIDING THE POWER OF POSSIBILITIES TO OUR CONVENIENCE STORE PARTNERS...



Quick Installation:

Our simple clip installation system allows projects to be completed on time and within budget. All panel styles are installed with the same system and require only one type of installer. Nichiha panels eliminate the need for specialized masons or other trade labor. Product install typically takes between 3-5 days.



Multiple Looks:

Our ever-expanding offering of finishes and textures help our convenience store partners bring their visions to life. We offer multiple styles from one source and can provide the look of brick, metal panel, stone, concrete, wood and much more.



Budget Friendly:

Our Architectural Wall Panels offer budget-friendly pricing and matched with the speed of installation, Nichiha saves time and cuts installation costs. Nichiha also believes in price transparency and provides consistent pricing for store locations across the country, offering the ideal solution when working on multiple projects. Nichiha is a great value and extremely cost effective.



Performance:

Our fiber cement cladding is engineered for performance and built to last. All products are resistant to rotting, warping, delamination and falling victim to pests. They also offer a state-of-the-art rainscreen system for moisture management.



Quality Service:

Nichiha believes in providing quality customer service to our convenience stores offering several benefits including a short lead time, large availability of material in stock, project management services and direct customer to manufacturer relationship.




PRODUCTS



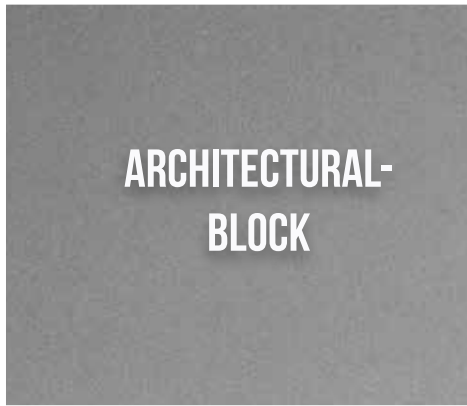
ILLUMINATION



RIBBED



TUFFBLOCK



ARCHITECTURAL-
BLOCK



ROUGHSAWN




VINTAGEWOOD




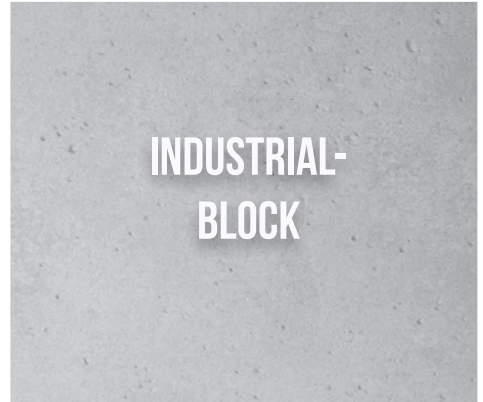

STACKEDSTONE
KURASTONE



LEDGESTONE
KURASTONE



FLAGSTONE





FEATURED PRODUCT

ALL THE THINGS YOU LOVE ABOUT BRICK

The look you want...without the cost,
without the hassle

Nichiha's Brick Series offers the look and timeless appeal of traditional brickwork without the difficult installation process. The slight variations in color, the stately good looks, even the grout lines; it's all there. Thanks to a proprietary multi-layer coating process, the beauty of Nichiha is built to last. Nichiha's lightweight brick panels eliminate the need for masons and are easily installed saving time and money. Convenience stores can easily achieve the brick look they desire with Nichiha.



VINTAGEBRICK™



ALEXANDRIA BUFF



WHITE WASH

PLYMOUTHBRICK™



CRIMSON



GET THE CLASSIC LOOK OF
KILN FIRED BRICK WITH
THE MODERN STRENGTH OF
PLYMOUTHBRICK PANELS.

CANYONBRICK™



SHALE BROWN

VINTAGEBRICK™

AWP 1818

| | |
|---|---|
| DIMENSIONS (ACTUAL MM) | 17-7/8" [H] x 71-9/16" [L] (455 MM [H] x 1,818 MM [L]) |
| THICKNESS (ACTUAL MM) | 3/4" (18 MM) |
| WEIGHT (LBS. PER PANEL) | 39.6 |
| WEIGHT (LBS. PER SQ. FT.) | 4.4 |
| EXPOSED COVERAGE (SQ. FT. PER PANEL) | 8.88 SQ. FT. |
| PACKAGING (PIECES PER PACK) | 2 [17.76 SQ. FT.] |

PLYMOUTHBRICK™

AWP 1818

| | |
|---|---|
| DIMENSIONS (ACTUAL MM) | 17-7/8" [H] x 71-9/16" [L] (455 MM [H] x 1,818 MM [L]) |
| THICKNESS (ACTUAL MM) | 5/8" (16 MM) |
| WEIGHT (LBS. PER PANEL) | 35.2 |
| WEIGHT (LBS. PER SQ. FT.) | 3.9 |
| EXPOSED COVERAGE (SQ. FT. PER PANEL) | 8.88 SQ. FT. |
| PACKAGING (PIECES PER PACK) | 2 [17.76 SQ. FT.] |

CANYONBRICK™

AWP 1818

| | |
|---|---|
| DIMENSIONS (ACTUAL MM) | 17-7/8" [H] x 71-9/16" [L] (455 MM [H] x 1,818 MM [L]) |
| THICKNESS (ACTUAL MM) | 5/8" (16 MM) |
| WEIGHT (LBS. PER PANEL) | 35.2 |
| WEIGHT (LBS. PER SQ. FT.) | 3.9 |
| EXPOSED COVERAGE (SQ. FT. PER PANEL) | 8.88 SQ. FT. |
| PACKAGING (PIECES PER PACK) | 2 [17.76 SQ. FT.] |



SOLUTIONS AND SYSTEMS

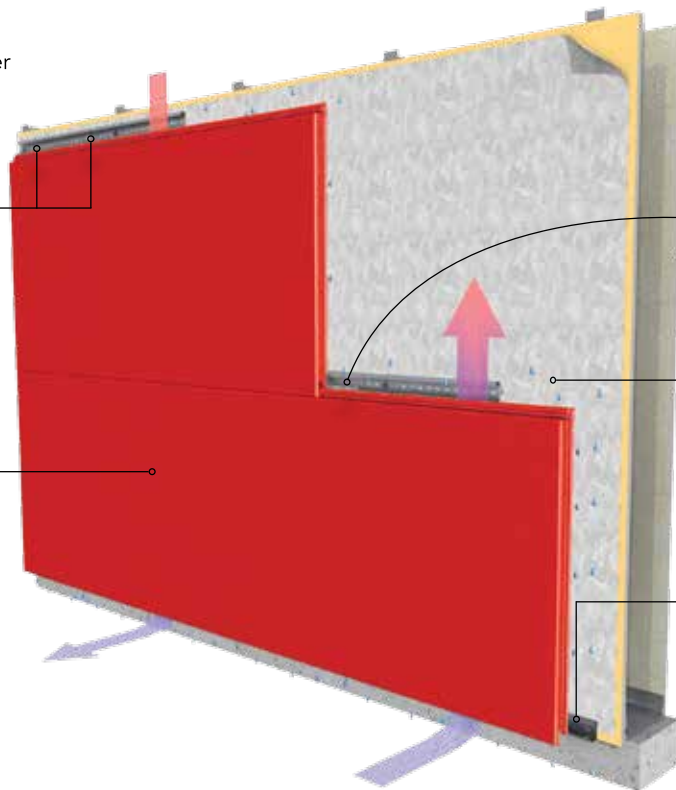
Behind our Architectural Wall Panels is some serious technology...

RAINSCREEN SYSTEM

Nichiha Architectural Wall Panels offer an integrated, state-of-the-art rainscreen system that provides a vertical drainage point for air and moisture to exit.

The Ultimate Clip creates a hidden fastening system that all but eliminates face fastening. Installation is quick and easy and never requires specialty subcontractors.

Nichiha Architectural Wall Panels are lightweight, easy to handle and available in a virtually endless color palette and a diverse offering of textural finishes. They're also backed with the industry's strongest warranty.



Nichiha's Joint Tab Attachment is designed to support panel lateral stability, helping vertical joints stay tightly closed. The tab fits in place easily and is fastened to the Ultimate Clip with provided screw.

Drained and Back Ventilated Rainscreen design allows water to escape and air to circulate, reducing the risk of mold and water damage inside the building.

The Ultimate Starter Track pulls double-duty. It ensures a fast, level installation and its patented drainage channel directs water out and away from the base of the wall.

ULTIMATE CLIP INSTALLATION SYSTEM



Our award-winning installation technology saves time and money. The Ultimate Clip installation system allows panels to go up quickly and easily, helping projects be completed on time and within budget. This high-performance solution not only streamlines installation, but also reduces labor and hardware needs.

[Learn more](#)

AWARD-WINNING INSTALLATION SYSTEM THE ULTIMATE CLIP



ESSENTIAL FLASHING SYSTEM



The Essential Flashing System includes Nichiha accessories needed to complete the system and ensure a clean, polished look. In order to achieve your design intent, it is important to consider the smallest of details. Our Essential Flashing System allows you to easily complete your project with the highest level of precision. Nichiha provides a complete system with a one-stop-shop for all your building needs.

[Learn more](#)



INSTALLER NETWORK

Our team is ready to help...

Nichiha offers a network of preferred installers and a technical team for job start-up training. Nichiha installation is fast and simple, requiring only one type of installer. No specialized trade labor and less equipment is needed.




Installation System

With Nichiha Architectural Wall Panels, installation is quick and easy. Our website offers a comprehensive collection of technical information, installation videos, Architectural details, in-depth specifications and everything you need to know about installing Nichiha products.



Watch our installation instructions come to life – check out our installation videos today! nichiha.com/commercial/install

Our in-house technical team is here to assist. If you have questions, comments or concerns, call us at 1-866-424-4421 or email us at technicalservices@nichiha.com.



Take an even deeper dive and download our in-depth installation guides. nichiha.com/resources/installation

Nichiha products are easy to install... you just need a few basic tools to get started.*



LEVEL



RUBBER
MALLET



ELECTRIC
DRILL



CORRSOSION
RESISTANT
FLATHEAD SCREWS



SAW WITH
FIBER CEMENT
BLADES

*Visit nichiha.com for comprehensive installation requirements for each product.

WHY NICHIIHA?

Nichiha offers a cladding product that is as versatile as it is strong. It is the perfect fit for restaurant brands and assists in turning design intent into reality. Nichiha also helps brands overcome unique challenges with our products. See how we helped the following two restaurant brands overcome specific challenges they were facing.

Kum & Go

CHALLENGE: Kum & Go was working to develop a prototype and concept for a new store design. Architects spent two years in development working to design around their vision of creating a 'green' store concept. They were in need of a cladding solution to help them bring their vision to life at an economical price.

SOLUTION: Nichiha met with Kum & Go a year into the design process and shared how Architectural Wall Panels could provide the cladding solution they needed at a cost effective price. Kum & Go was impressed with the direct to customer pricing and the personalized attention Nichiha was able to provide for each project. They also appreciated the fact that they could get multiple product styles they desired using one installation method, requiring only one trade onsite.

RESULTS: Kum & Go partnered with Nichiha and began building their new store designs in 2016. The partnership continues to grow with the brand as they expand to more states across the Midwest. Kum & Go has been extremely pleased with their decision to use Architectural Wall Panels noting that Nichiha offers faster lead times and quicker installation than some of

the other manufacturers they use for additional elements on their buildings.



GetGo

CHALLENGE: GetGo was looking for a cladding manufacturer to partner with on its new store design. They wanted to use a manufacturer that offered a direct relationship to the end customer as opposed to purchasing through a distributor or going through a two-step process. They also wanted to incorporate cladding that offered a moisture management system into their design.

SOLUTION: Nichiha presented GetGo with exactly what they were looking for – a versatile cladding selection with a built-in rainscreen. Nichiha also fosters a direct relationship with customers and GetGo appreciated that they received consistent, direct pricing for all of their projects.

RESULTS: GetGo partnered with Nichiha, incorporating Architectural Wall Panels into their new store designs. Through the personalized relationship Nichiha offers, the Nichiha



sales representative was able to work directly with the brand and contractors to help recognize a design detail that amounted to considerable cost savings per store. This proved to be an added benefit of having the Nichiha National Brand Team as a partner. GetGo continues to find value in Nichiha and appreciates the built-in rainscreen, easy installation, and budget friendly pricing.

You're in Good Company ...



Plus 92 additional partners and counting...



GET STARTED

Nichiha offers a direct purchase program to our convenience store brands and direct to jobsite delivery. Each brand has a dedicated account rep who assists in making ordering our products a simple process. The direct purchase program eliminates the middle man from the 2-step distribution process, offering additional savings on the product.