



Transcend Ordinary with Nichiha Interior Wall Panels


Nichiha Architectural Wall Panel (AWP) system features highly durable and solid 5/8"-thick cladding panels in a wide array of styles. With these panels you achieve an authentic look and feel of wood, stone, poured concrete, brick, and more, but much faster, more affordably, and substantially less mess and disruption.



Scan here to learn and see more.



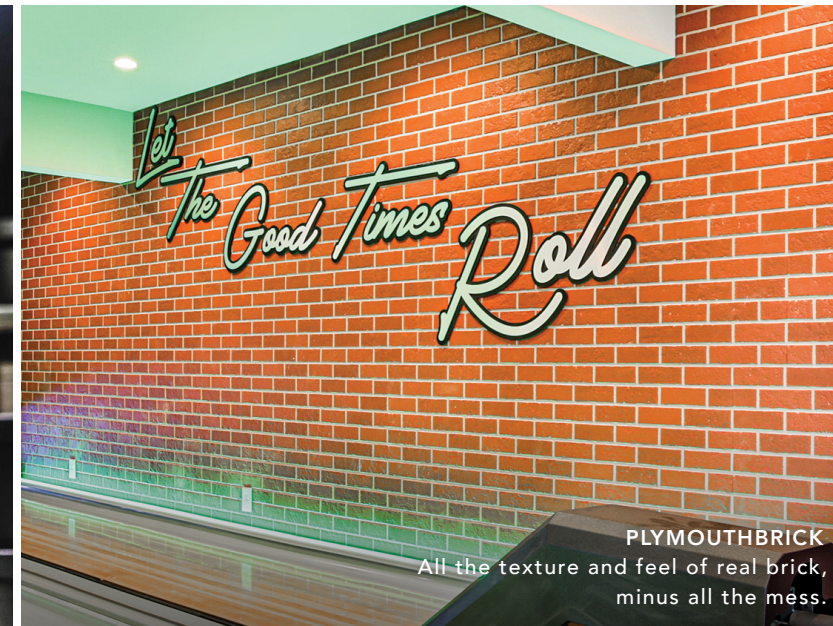
VINTAGEWOOD
Unlike real wood, Nichiha cladding panels never require re-staining.



INDUSTRIALBLOCK
Concrete walls require engineering, heavy equipment, and curing time. Not so with Nichiha cladding.



ARCHITECTURALBLOCK



PLYMOUTHBRICK
All the texture and feel of real brick, minus all the mess.




SANDSTONE




MIRAIA
Reflect a higher level of quality.


DESIGNER SERIES



DIMENSION SERIES




MODERN SERIES



WOOD SERIES



CONCRETE SERIES



BRICK SERIES

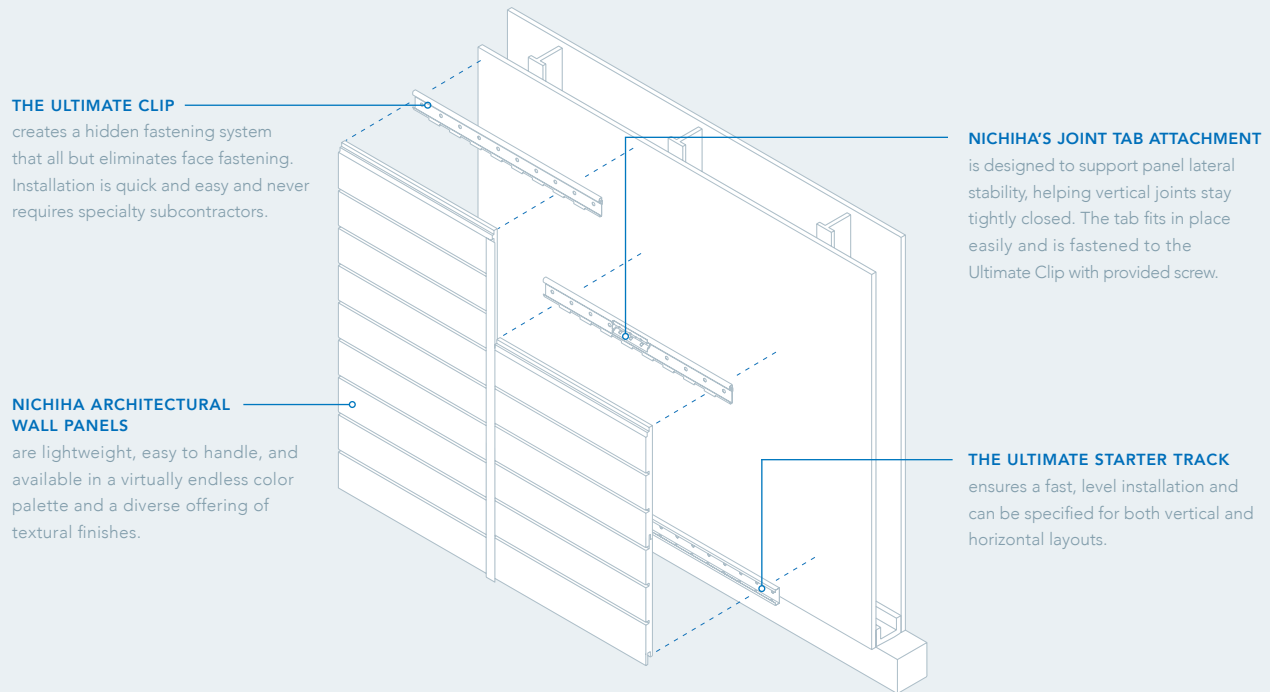


MASONRY SERIES



Scan here to explore all styles.

NICHIHA ARCHITECTURAL WALL PANEL (AWP) SYSTEM



**HIGH DEGREE OF AUTHENTICITY
IN LOOK AND FEEL**



**LOW MAINTENANCE AND
EASY TO CLEAN**



**NO ENGINEERING OR SPECIALIZED
TRADES REQUIRED**



**READILY AVAILABLE THROUGHOUT
NORTH AMERICA**



**INSTALLS ON ORDINARY WALL
SUBSTRATES OR DIRECT TO STUDS**



HIGH IMPACT RESISTANCE



**ELIMINATES MORTAR, GROUTS,
AND ADHESIVES**



REMOVABLE AND PORTABLE



**UNIVERSAL CLIP ATTACHMENT
HARDWARE SPEEDS INSTALLATION**



HIGHLY FIRE-RESISTANT



**DESIGN ASSISTANCE, TECHNICAL
SUPPORT, AND INSTALLATION TRAINING**